



# 2010 Caswell County Community Needs Assessment Report

In the fall of 2010, the Caswell County Partnership for Children (CCPFC) created, distributed and collected four individualized surveys as part of a three year Needs Assessment designed to learn more about a variety of issues regarding children in Caswell County. CCPFC uses these survey results in developing a new three year strategic plan & determining uses of funds for addressing major early childhood needs in Caswell County. All the information collected is kept confidential.

Justine A. Wayne, MSW, MSPH

## Contents:

I. Background .....	1
II. Demographics .....	2
III. Early Childhood Issue Opinions.....	4
IV. Child Care Quality Factors.....	8
V. Open Ended Questions: Challenges.....	9
VI. Early Childhood Issues.....	10
VII. Recommendations .....	12
VIII. Appendices.....	12

## I. Background

### A. Survey Design

In order to get the most information possible, it was determined that four target populations would each have a slightly different survey but would include some overlap as well. These groups are common recipients of CCPFC and Smart Start funding as well as key stakeholders who work with these populations. They are:

- 1) Families with young children (*referred to as **Families** for the rest of this report*),
- 2) Child care providers, including teachers and directors from either child care centers or family child care homes (*referred to as **Child Care** from here on*),
- 3) Health care professionals from both public health clinics as well as private practice professionals (***Health** group in report*), and finally,
- 4) Additional community members from local churches, community boards, public schools (***Community** in report*).

(See Appendices A, B, C, & D for sample surveys.) Throughout this report, data will be provided for the aggregated total as well as broken down by respondent groups when appropriate.

### B. Distribution & Response Rates

From mid-October until December, the four distinct surveys were made available online. However, to ensure good response rates, many in person visits were made throughout Caswell County to drop off and pick up hard copies of the survey. Thirteen child care facilities got both the Child Care & Family Surveys; five health partners received both Health & Family Surveys; three Churches received Community & Family; six schools & 13 Community groups got mostly Community and some Family Surveys. (Thus, public school teachers & principals are included in the general Community results below.)

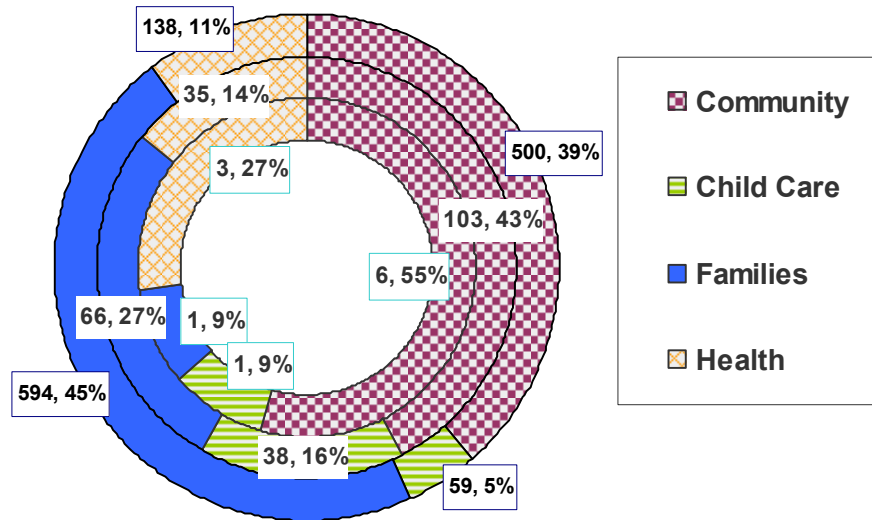
In December, completed surveys were mailed or delivered to the CCPFC office and collection boxes from various locations were retrieved. All surveys were then coded and entered into an Excel Spreadsheet. The following table includes the total hard copies distributed and collected, as well as a break down of type of returned survey.

	Community	Child Care	Families	Health	Total
<b>Distributed Hard Copies</b>	500	59	594	138	1291
<b>Total Returned</b>	109	39	67	38	253
<b>Response Rate</b>	22%	66%	11%	28%	20%
Online	6	1	1	3	11
Paper	103	38	66	35	242

As visible from above response rates, the best was by far from the child care community, 66%, and the hardest group to reach was families, only 11%. But the overall rate of 20% is considered very good for a survey, especially such a detailed and lengthy one. (*Online surveys may have been completed as a result of one of the hard copy distributions, from the website or other outreach; even though unable to determine, since small minority, included in numerator for response rate calculations.*)

## Needs Assessment Surveys by Group, with % of group

(Paper distributed outside ring, 1291; Paper returned middle ring, 253; online received inside ring, 11)



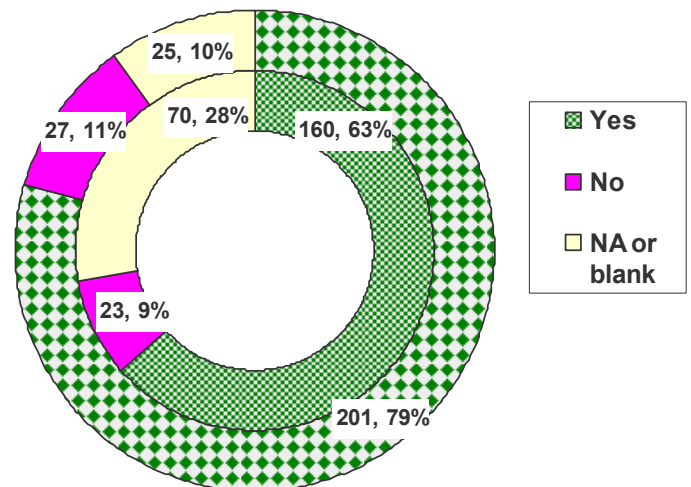
## II. Demographics

Each survey included a brief and tailored demographics section in order to better understand who we reached. These questions were not required, thus some respondents opted to leave blank and that data is included to ensure a clear picture of each item.

A. Email & Internet Use:	Yes	No	NA or Blank	Total
Do you use email?	160	23	70	253
Have internet access?	201	27	25	253

This summary of internet comfort levels helps reinforce why at this point in time it was a good idea to use paper surveys in this county – there is still a significant population NOT online.

Internet (outside ring, 253 surveys)  
& Email Use (inside, 253 surveys)



**B. Zip Codes:** Distribution of respondents within and around Caswell County can be seen by reported zip codes.

Zip	City	% of Zip in Caswell*	# survey respondents
<b>27212</b>	<b>BLANCH</b>	<b>100 %</b>	<b>13</b>
27217	BURLINGTON	7.2 %	6
27244	ELON	27.7 %	2
27249	GIBSONVILLE	5.4 %	1
<b>27291</b>	<b>LEASBURG</b>	<b>99.4 %</b>	<b>5</b>
27302	MEBANE	12.2 %	5
<b>27305</b>	<b>MILTON</b>	<b>98.6 %</b>	<b>12</b>
<b>27311</b>	<b>PELHAM</b>	<b>93.1 %</b>	<b>14</b>
<b>27314</b>	<b>PROSPECT HILL</b>	<b>100 %</b>	<b>2</b>
<b>27315</b>	<b>PROVIDENCE</b>	<b>100 %</b>	<b>14</b>
27320	REIDSVILLE	8.8 %	8
27326	RUFFIN	38.6 %	3
27343	SEMORA	29.2 %	4
<b>27379</b>	<b>YANCEYVILLE</b>	<b>100 %</b>	<b>103</b>

Note:

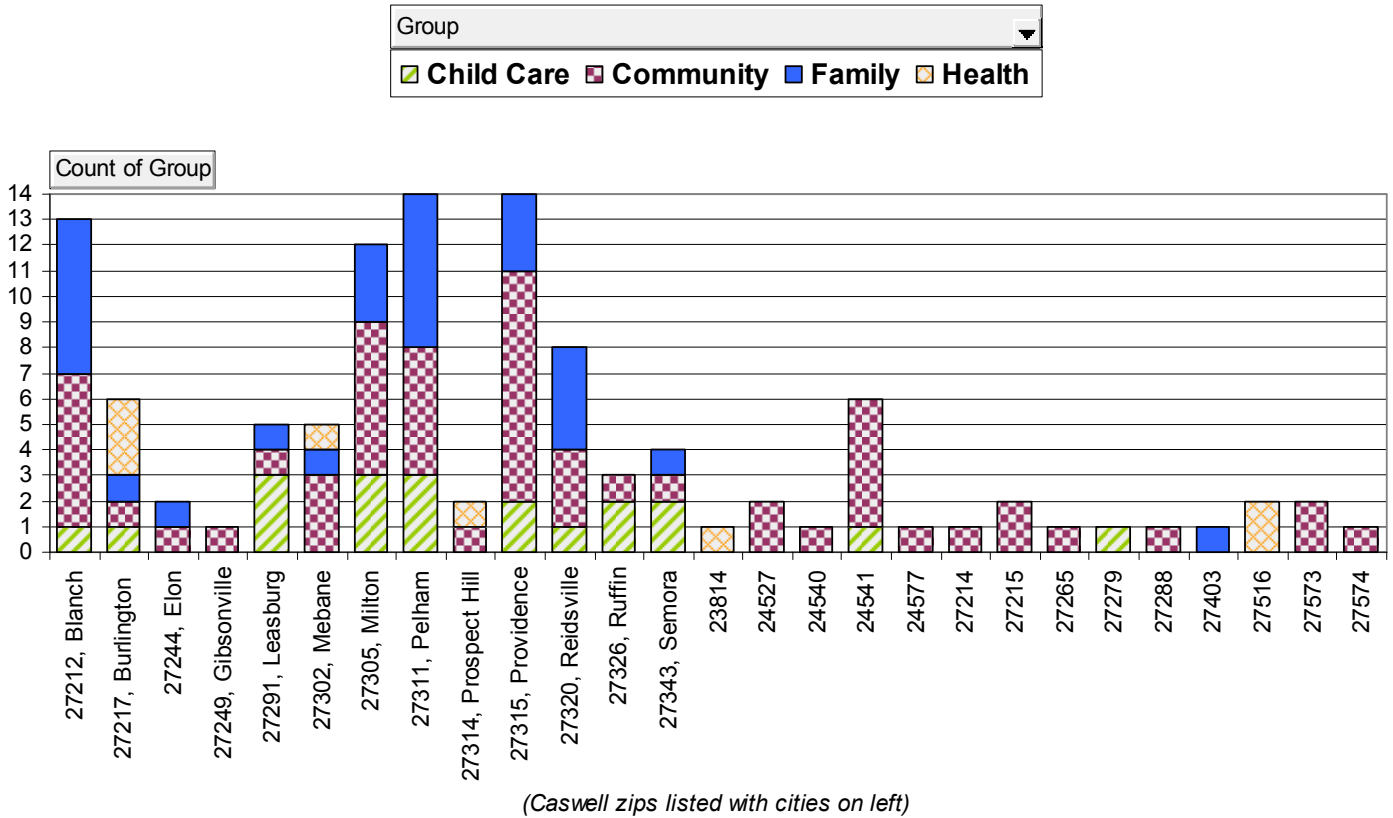
Zip codes do not fall within county boundaries, thus some may overlap into Caswell and are included as potentially Caswell. This table shows which are the main Zips in bold as well as how many surveys from each were reported.

Source: <http://www.melissadata.com/lookups/CountyZip.asp?fips=37033>

The highest reported zip was **27379, Yanceyville**, with a total of **103** respondents either living or working there\* (Child Care, 16; Community, 36; Family, 25; & Health, 26. This is NOT included in below chart since the disproportionately high number would make the scale much higher and reading the other results harder.)

\*See actual surveys for precise wording by group – i.e., parents were asked where they lived vs. health providers where they worked.

## Zip Codes of Survey Respondants



Zip ▼

**C. Parent Respondents:** Those completing the Community, Child Care or Family Survey were all asked what age children were in the home or if they had children. The following gives a brief summary of responses received:

Child Age	0-5	6-12	13-18	<b>0-18</b>	19+	<b>Total</b>
Total Children	71	55	30	<b>156</b>	26	<b>182</b>
# Families by Age Group	54	45	28	<b>92*</b>	18	<b>103*</b>

(\*Note that families may have children in more than one age group, thus adding families by group is not the same as the unduplicated total of 0-18 or all families also included.)

Community & Family were also both asked what type of child care arrangement is used, although not applicable for many.

Care Arrangement?	Community	Family	<b>Total</b>
Child Care Center	4	21	<b>25</b>
Center; Head Start	1	0	<b>1</b>
Family Child Care Home	1	4	<b>5</b>
Family/friend; Child Care Center	0	3	<b>3</b>
Family/friend	25	7	<b>32</b>
<b>Total</b>	<b>31</b>	<b>35</b>	<b>66</b>

It is important to note that roughly half of those responding, a significant number of respondents, rely on unregulated care.

**D. Target Populations Served:** Community & Health were both asked to check off which populations from the following list they provide services to (so many indicated multiple ages groups/target populations.)

(Total Responses)	Pregnant Women	Birth – 5 years	6-12 years	13-18 years	Parents/ Caregivers	Other (adults, elderly, special needs)
Community (94)	24	37	63	37	41	15
Health (34)	23	32	29	27	31	5
Both (128)	<b>47</b>	<b>69</b>	<b>92</b>	<b>64</b>	<b>72</b>	<b>20</b>
(% of Total)	37%	54%	72%	50%	56%	16%

It is interesting to note that more community members work with the 6-12 yr old age group than any other age group.

**E. Work Environment:** When asked to describe what their work is part of, Community & Health respondents replied as follows:

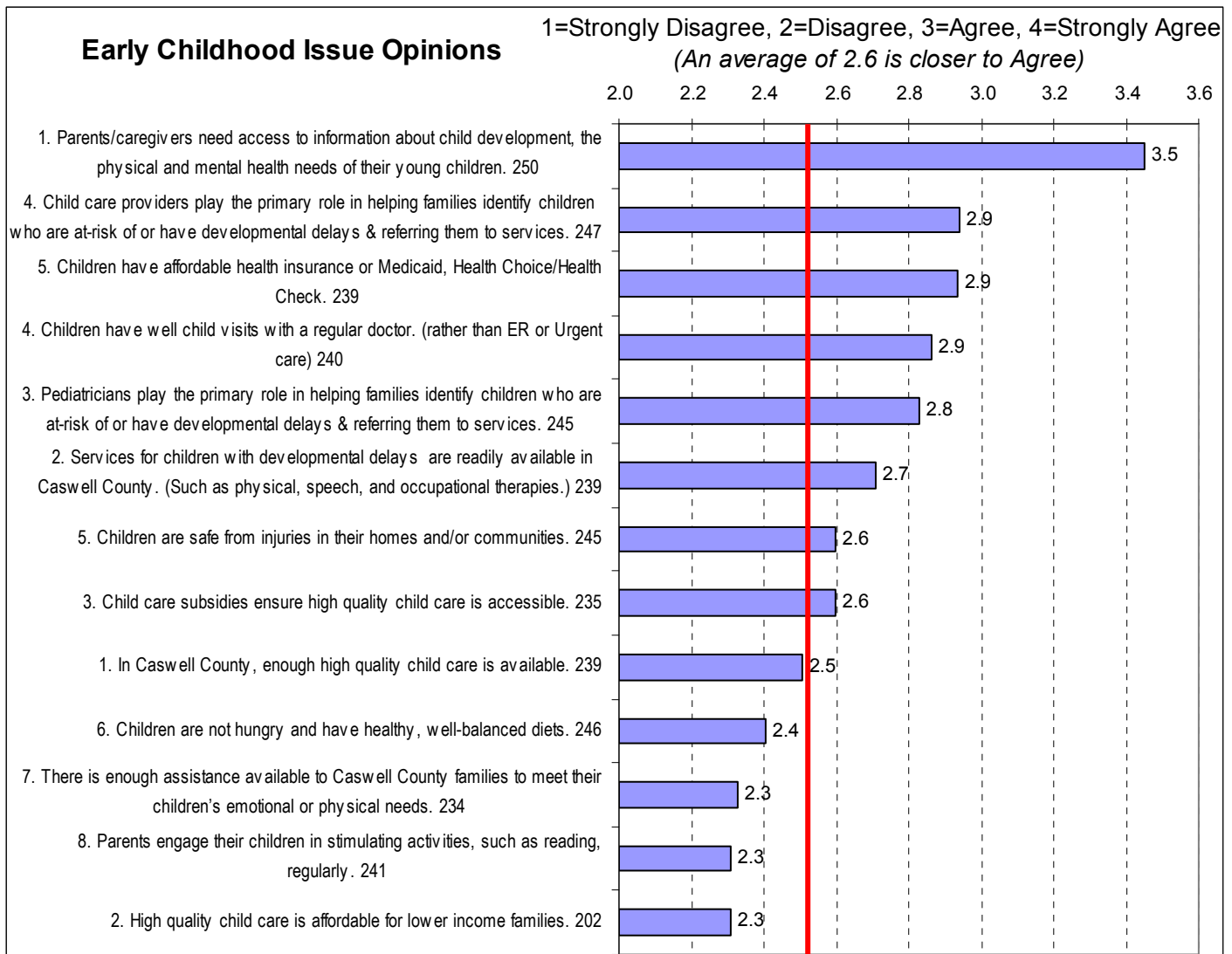
Work Type	Community	Health	Total
Government (includes schools)	55	10	65
Non-profit	10	16	26
Non-profit, government	3	0	3
Non-profit, other	0	1	1
Other	23	2	25
Private practice	1	2	3
<b>Total</b>	<b>92</b>	<b>31</b>	<b>123</b>

Adding the responses that include the specific types, the main work places represented were **53% of those replying work for the government and 24% at a non-profit.**

As a reminder, government includes public schools, which may be Kindergarten teachers, principals, as well as other school employees.

### III. Early Childhood Issue Opinions

The first page of all surveys had two sections on opinions about early childhood issue statements with some tailored to the specific target group being questioned, but many were able to be on all four surveys. The number of people that responded to each statement is included after the statement since some were left blank. (Respondents had only four options, so were not ‘allowed’ to have a neutral response; 2.5, the thick, solid vertical line, indicates that the group average response was not clearly disagree or agree; 2.4 is slightly leaning toward “disagree” and 2.6 is slightly closer to “agree”.)

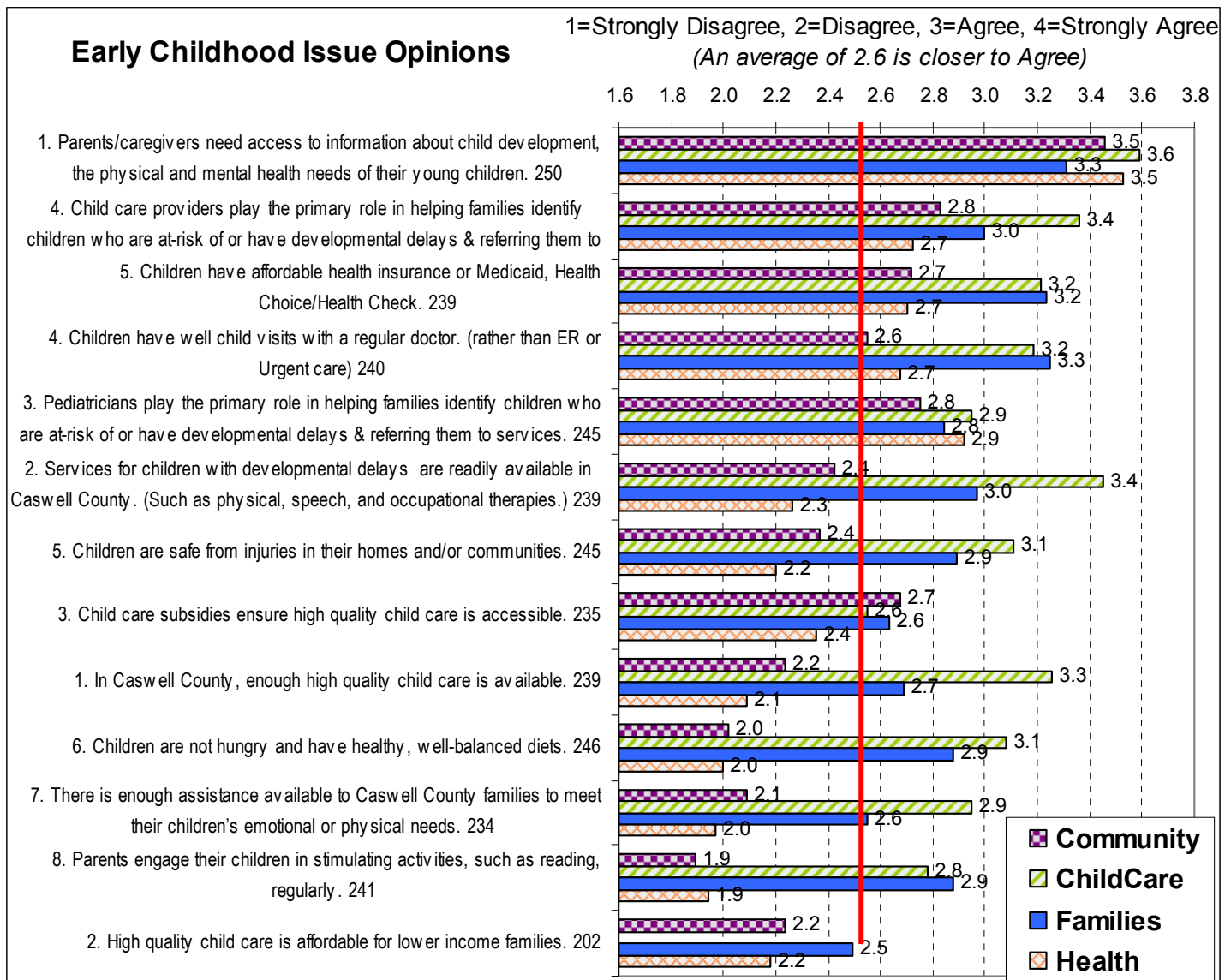


The median score for each statement above is close to the average, meaning there were not significant outliers. The first statement, “**Parents/Caregivers need access to information about child development, the physical and mental health needs of their young children**” is the only one to have a median score of “4 – strongly agree”. Then the median score is “3 – Agree” for all the statements through “**Child care subsidies ensure high quality child care is accessible**”. It then drops to a median of “2- Disagree” beginning with “**In Caswell County, enough high quality child care is available.**”

Looking at the statements above provides overall feedback, and looking at the chart below reveals if there is any disagreement between groups.

The first statement score above, as well as by group below, reveals that all groups strongly agree that **Parents/Caregivers need access to information about child development, the physical and mental health needs of their young children**. For instance, the last statement above & below both show universal disagreement – thus, **High quality child care is NOT affordable for lower income families**.

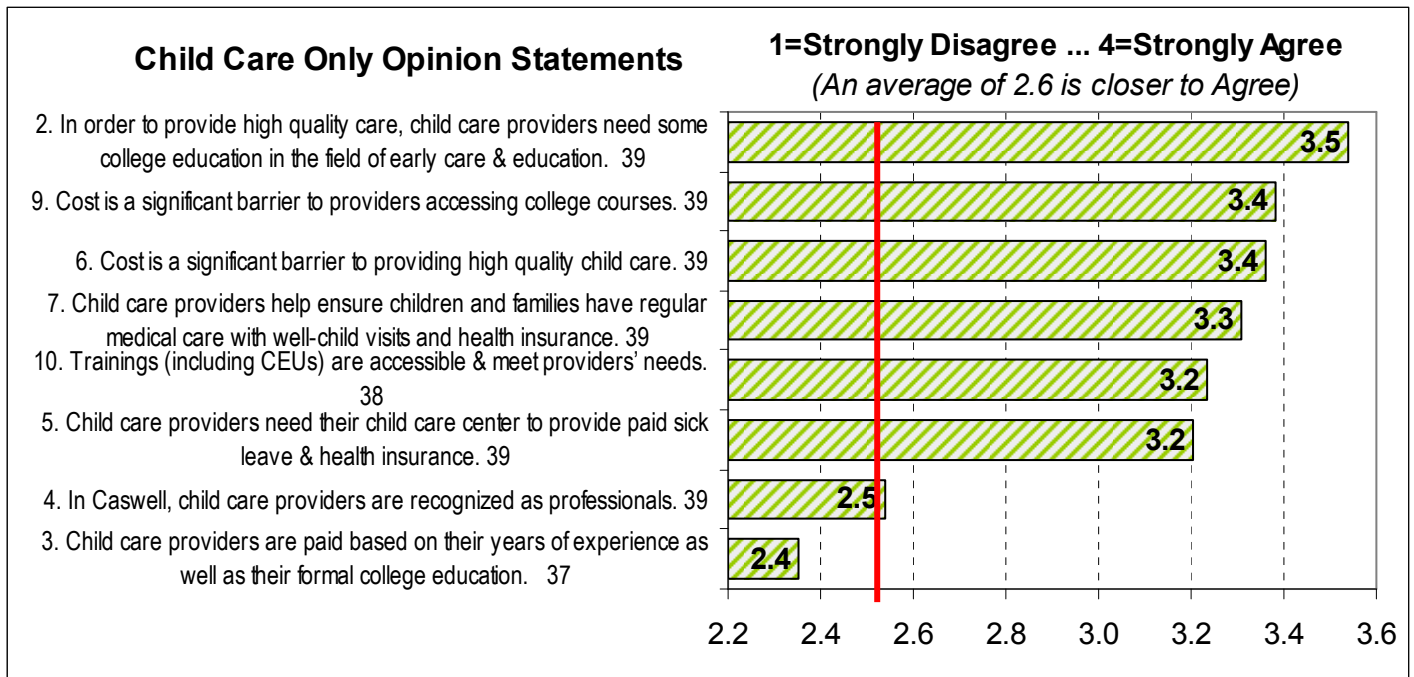
However, for the 2<sup>nd</sup> to last, Families & Child Care respondents were more likely to agree, but overall and for Health & Community respondents, there was firm disagreement that *Parents engage their children in stimulating activities...*



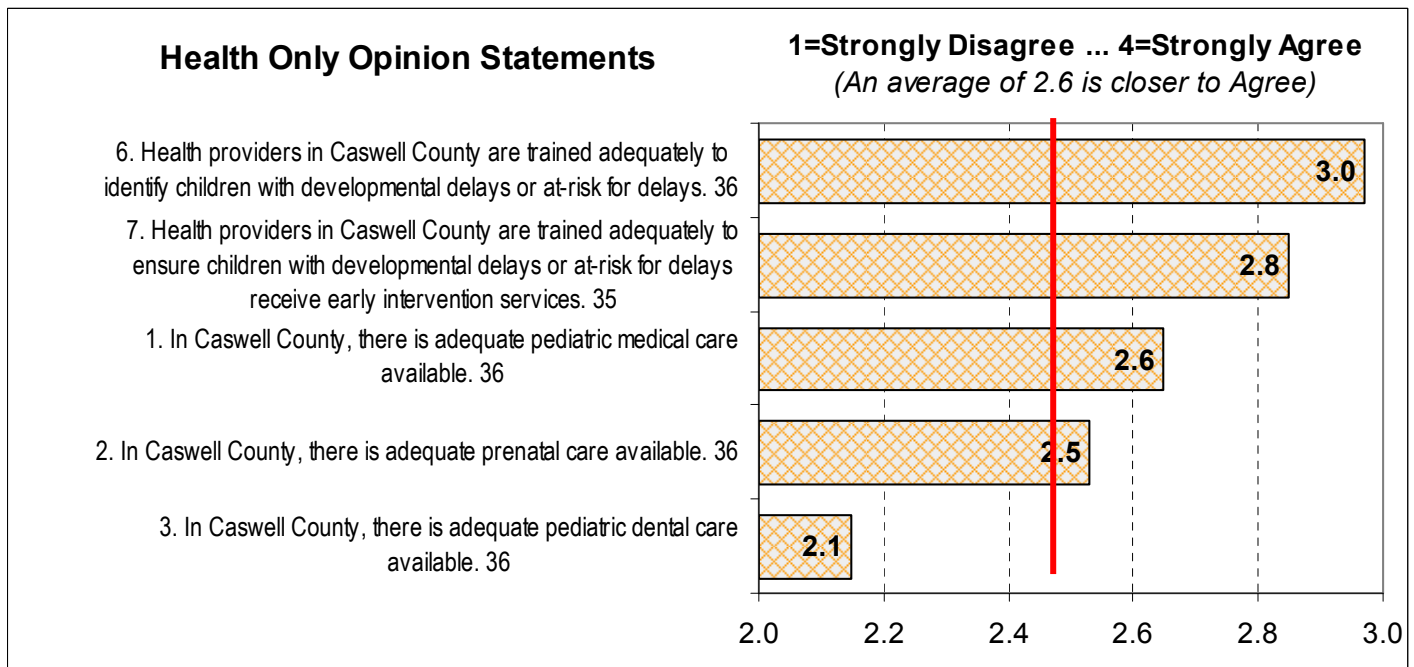
When looking at responses by group, it is revealed that average & median responses varied according to group: (compare to average of 2.7 & median of 2.7 overall)

- Community responses averaged 2.5, exactly between disagree & agree, & median of 2.6
- Child care providers almost always agree or strongly agree with all the statements, average & median of 3.1
- Families averaged an agree response (2.9 for both average & median)
- Finally, Health respondents averaged only slightly towards disagree (2.4) with a neutral median of 2.5

In addition to those questions asked of everyone, there were several statements presented only to appropriate target groups, specifically Child Care & Health.



From the chart above, Child Care providers average score as well as median score of “4 = strongly agree” that, ***In order to provide high quality care, child care providers need some college education in the field of early care & education.*** They also agree on average and had a median score of “4= strongly agree” that ***cost is a significant barrier to both providers accessing college courses and to providing high quality child care.*** They only average disagree implies respondents believe ***Child care providers are NOT paid based on their years of experience as well as their formal college education,*** although the median score was still “3=agree”.



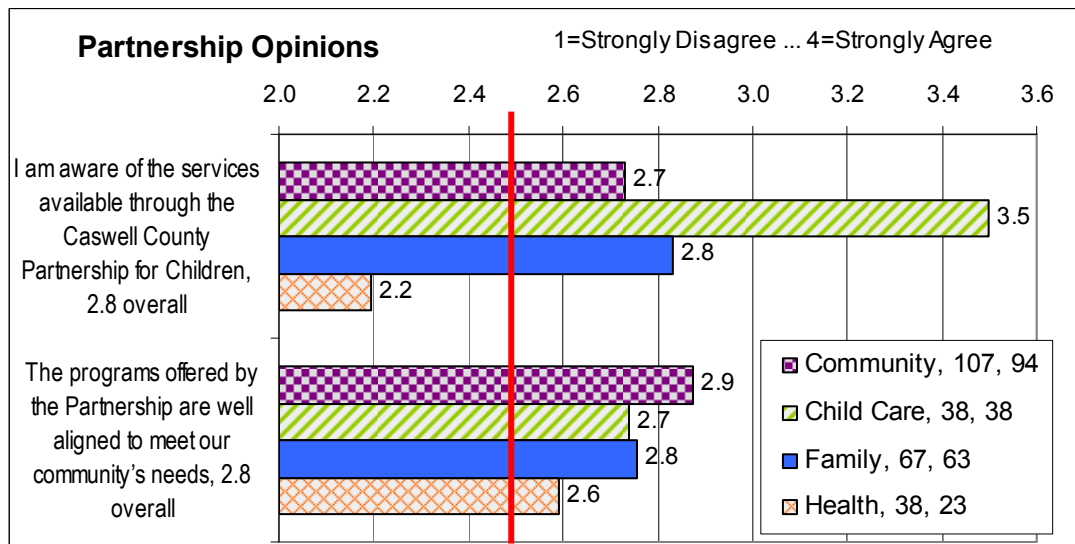
Health respondents agree that ***health providers in Caswell County are trained adequately to both identify children with developmental delays or at-risk for delays and ensure they receive early intervention services.*** These first three statements also all had median response of “3=agree”.

Both the last two had medians of “2=Disagree”. They disagree, and unlike pediatric medical care, *in Caswell County, there is NOT adequate pediatric dental care available.*

Comments for the Health specific section included:

- *psychology needed resources*
- *A lot of children fall through the cracks*
- *not sure of all resources available, truthfully*
- *Note to all questions: I do not track who is Alamance & who is Caswell. Unknown*
- *I see only a few pediatric patients from Caswell b/c I practice in Alamance, but the ones I see say access is not good*
- *Not enough information for me to fairly assess*
- *children not born in US have no health insurance*
- *Hard to get young children (<5yrs) develop delay intervention services*
- *I do NOT think the health coverage is affordable. I see many children in families that don't quite qualify for Medicaid but have no insurance coverage. They can only pay for basic/sick visits.*

Following sections on opinions about early childhood issue statements, two statements about the CCPFC were included for all four groups:

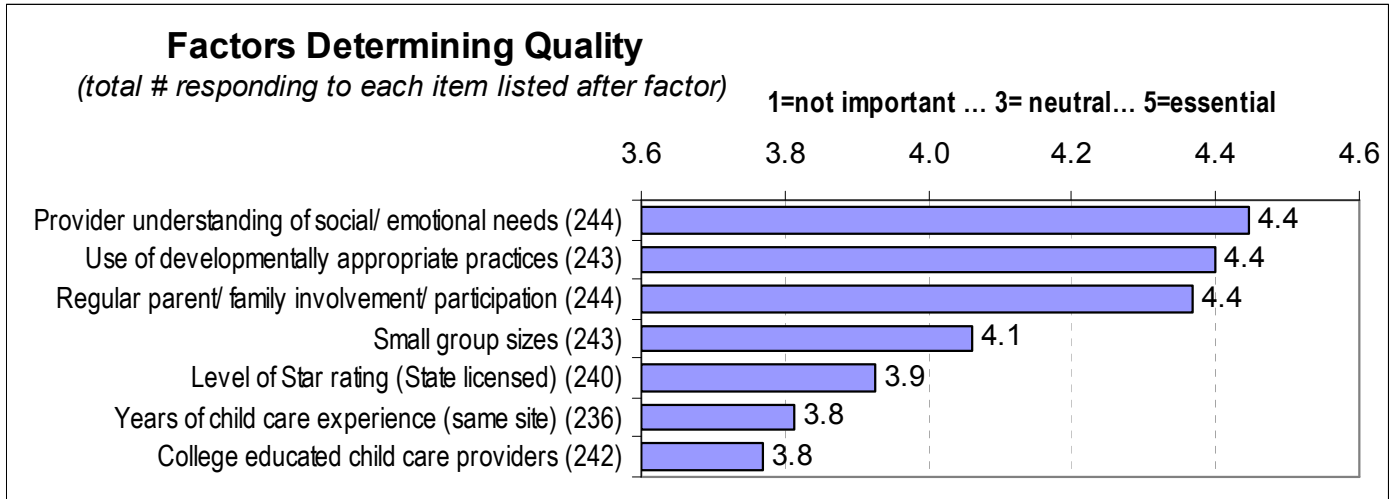


The Medians closely match the averages here as well: all groups had median of “3= Agree” for both statements, except for Child Care had a median of “4=Strongly Agree” for the first statement while Health has less awareness than other groups and median score was “2= Disagree”.

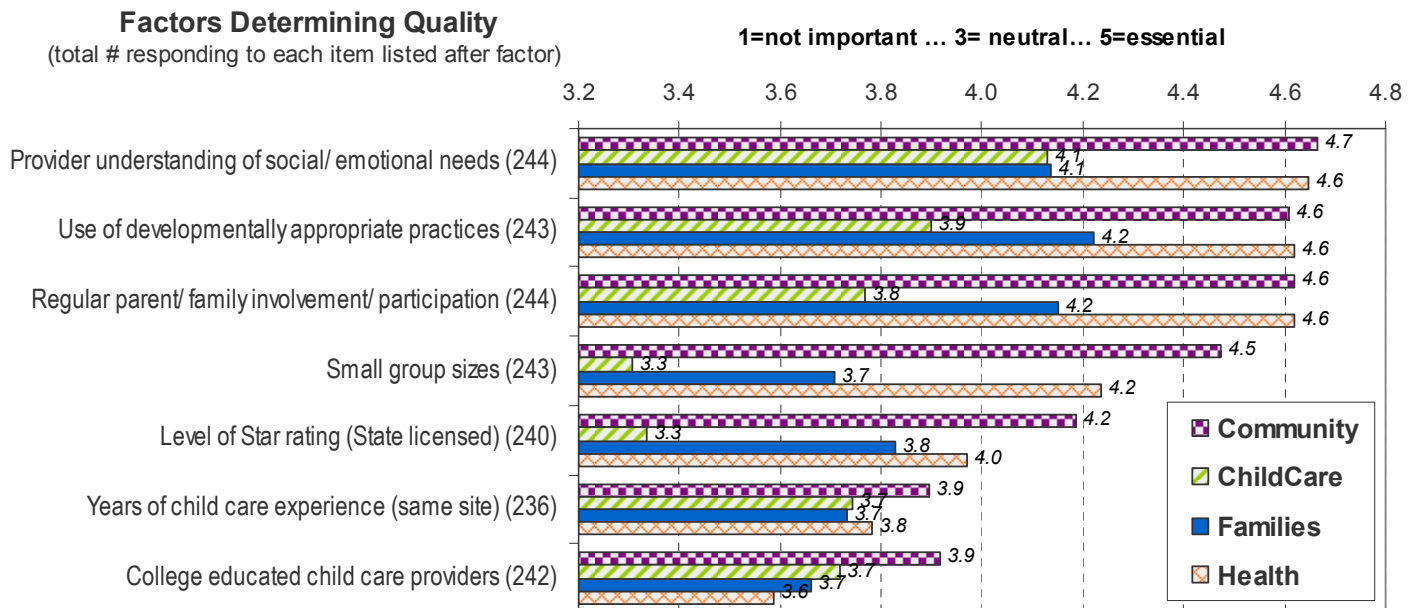
Comments for this section included:

- *The partnership does an excellent job connecting the community to child care resources*
- *Transportation large concern about getting to access some programs & services*
- *Some children have to go outside the county, because facilities are not available*
- *The only info I get is from the school & that is once in a blue moon don't know what services they offer*
- *I think all counties should take care of children and the elderly*
- *I would like to see a fund to assist DSS with emergency situations. For example when families have no funds to buy formula or diapers.*
- *Level of Star rating is important but my child attend a Christian center and it has educated staff and is very nice*
- *Need more childcare assistance*
- *Again, the Partnership has done an excellent job in addressing teen pregnancy, star rating, but nothing for the working parent who through their tax dollars from income can benefit. All children in Caswell should be afforded the opportunity to utilize these services whether they receive free or reduce lunch or have low academic skills. No child should be required to go home alone or parents having to struggle to pay full price after school daycare.*
- *[Multiple along lines of: ] do not know what they offer*

## IV. Child Care Quality Factors



It is interesting to note that although *college educated child care providers* came last when comparing factors, it is a broad description of the other most highly rated factors: ***provider understanding of social/ emotional needs & use of developmentally appropriate practices.***



Overall, the average rating was 4.1; it varied when analyzed by group as follows:

Community = 4.3, median 5; Child Care = 3.7, median of 4; Families = 3.9, median 4; Health = 4.2, median 5.

Community “other” responses included:

- *After school childcare for elementary/ middle school students that’s affordable or free.*
- *more emphasis on the successful experience of the providers as opposed to their college credentials*
- *Community involvement, community leaders input on child care for all families in need*
- *Provider understanding of developmental appropriateness*
- *cleanliness*
- *Staff turn over*
- *criminal check*
- *experience w/ education*

Child care “other” was: *Not enough funding for children in Caswell Co.*

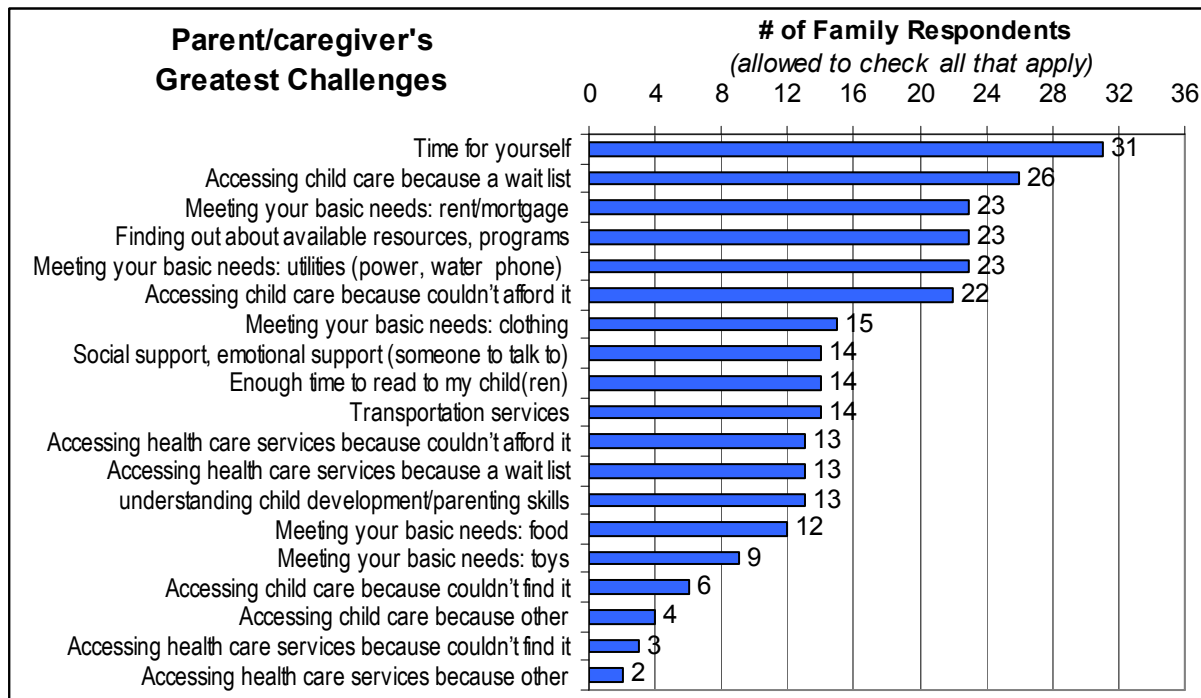
Families “other” was: *People pick on who they know never look at stars*

Health “other” was: *parents don’t care*



## V. Open Ended Questions: Challenges

Family surveys included, “As a parent/caregiver of a young child, what are your greatest challenges?”



Health surveys included an open ended question about *What is the greatest challenge in terms of health?*

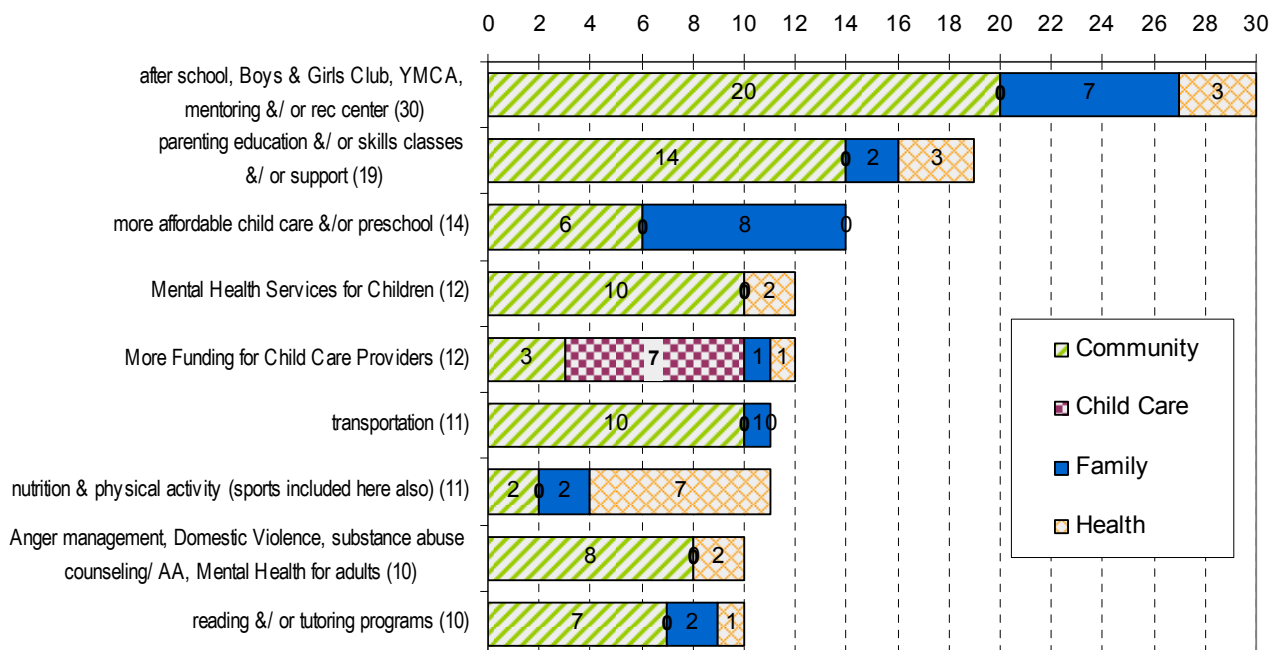
Out of the 20 respondents, answers could best be included in at least one, sometimes more, of the following categories:

Affordability, Low Income	Parent Education	Poor diet/ Obesity, Nutrition	Transportation	Limited availability
9	9	7	3	3

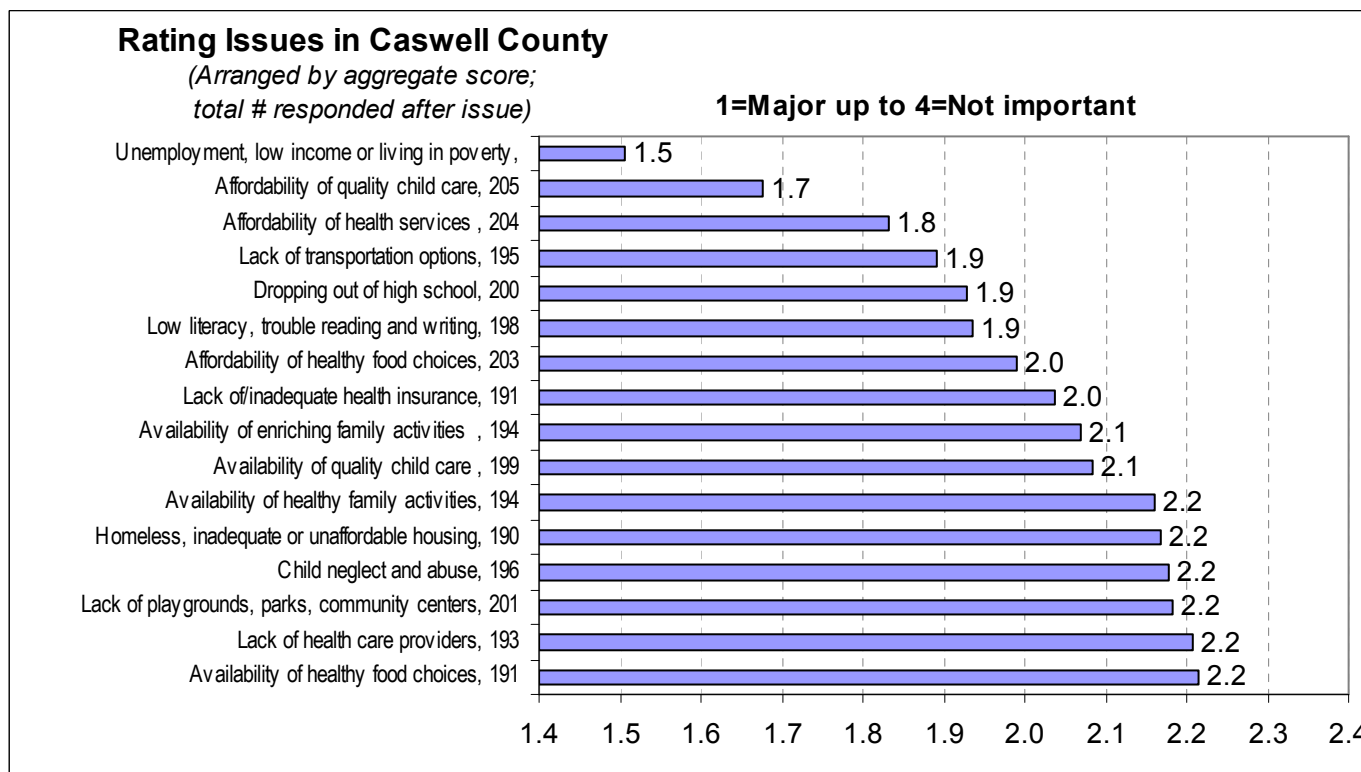
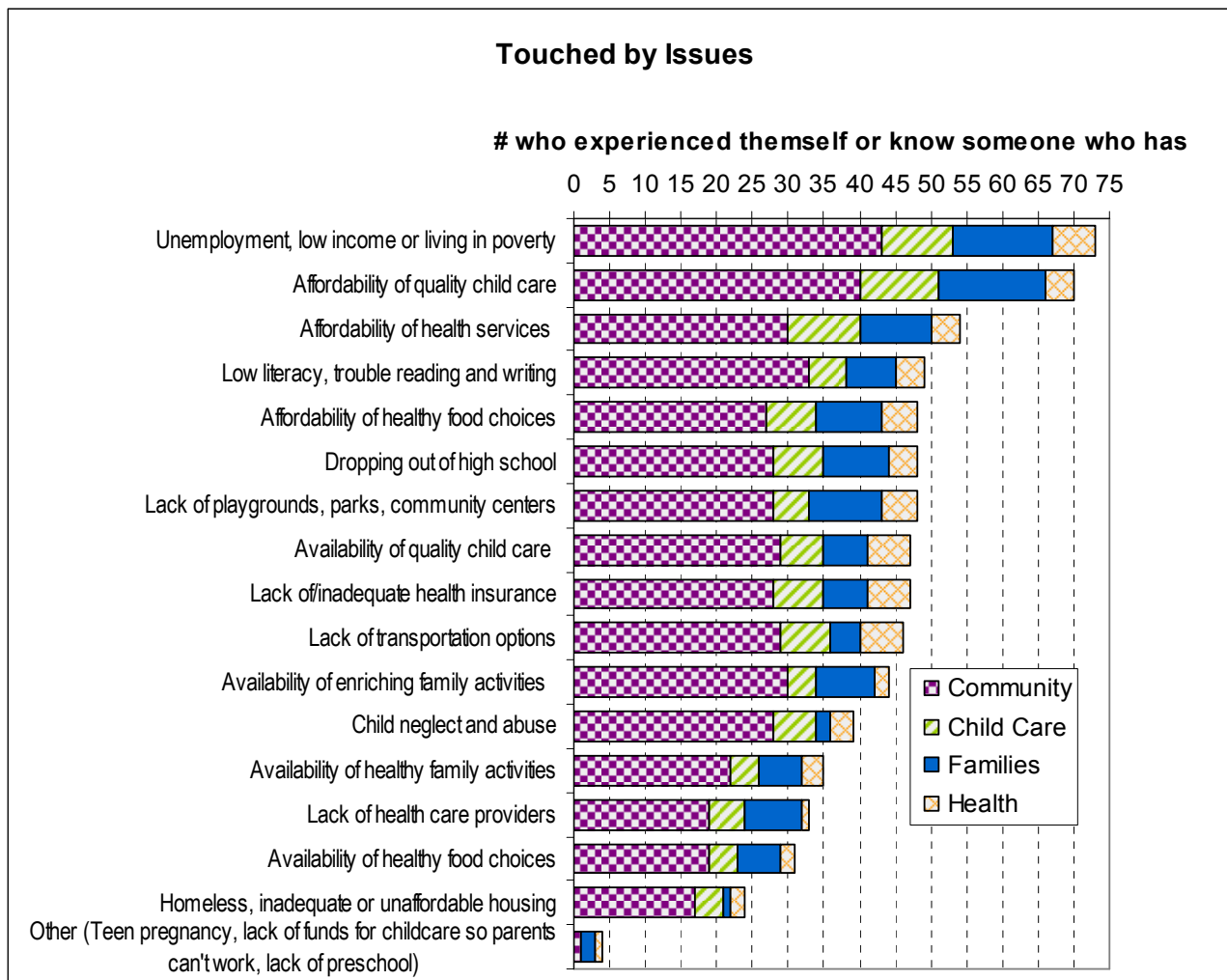
Community surveys posed, “What is the greatest challenge either for families or building/sustaining an Early Childhood system?” The overwhelming response was funding/financing/low income mentioned by 27 of the 56 community respondents. Also very common in responses was transportation or access with 16 responses including this.

### Types of services and supports needed in the community

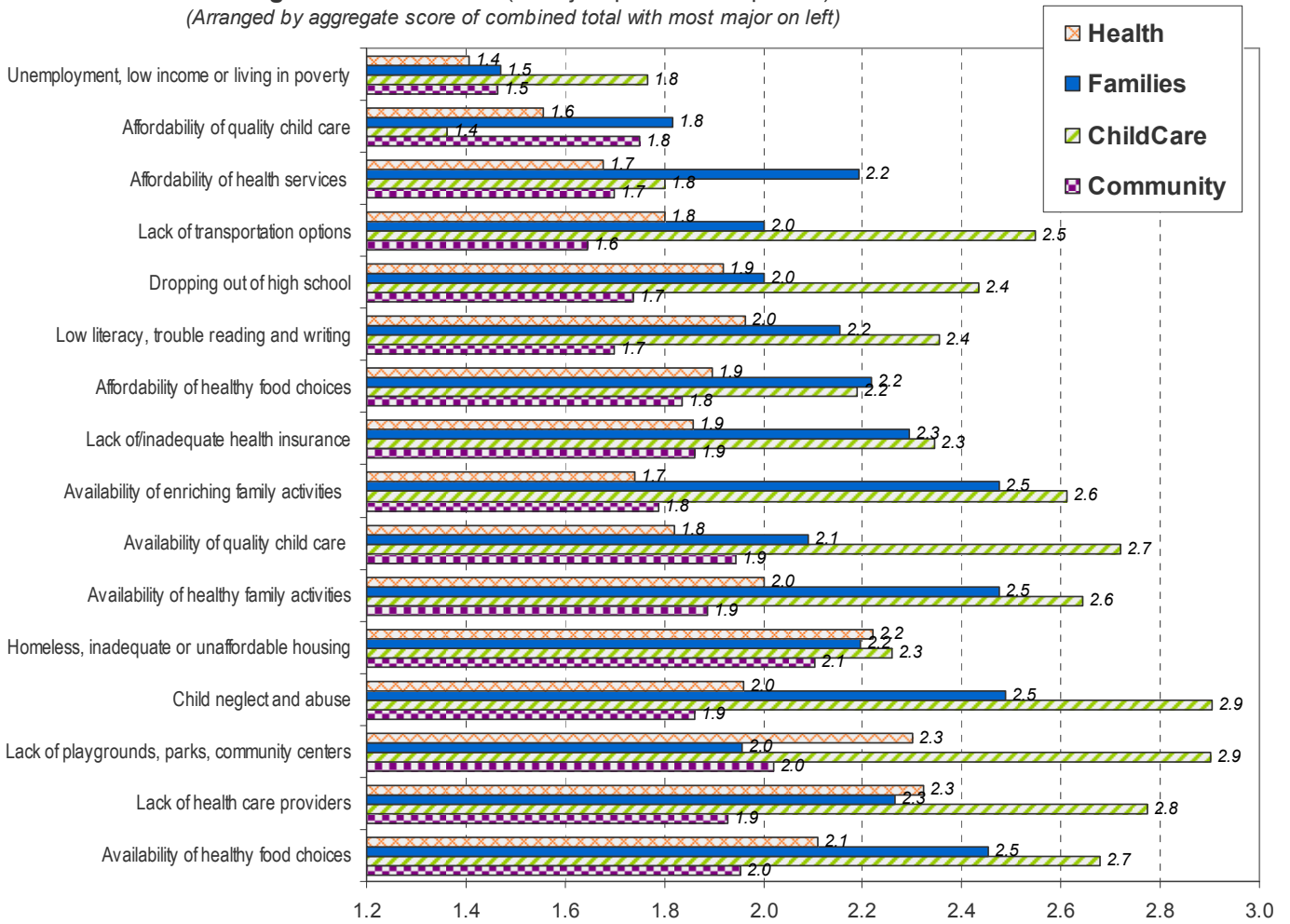
# who mentioned each issue  
(total for each listed by issue)



# VI. Early Childhood Issues



**Rating Issues In Caswell (1=Major up to 4=Not important)**  
*(Arranged by aggregate score of combined total with most major on left)*



All issues were rated as important, but **Low income, living in poverty, and unemployment** were the top priority to be addressed as well as the most widely experienced problems. This was followed closely by **affordability of quality child care**. These two together were either first or second choices for all groups. Next top concerns were **affordability of health options & transportation** issues. These were also closely followed by **dropping out of high school & low literacy, trouble reading & writing**.

Finally, **Families** were also asked about the availability and their child's participation in the arts.

	My child participates in:		
	Art	Dance	Music
No, cost	17	13	14
No, transportation	5	3	4
No, not offered at a good time	7	6	7
No, too young	3	1	1
<b>yes</b>	<b>8</b>	<b>9</b>	<b>8</b>

## VII. Recommendations

Based on the data summarized above, future Smart Start funding, which specifically targets families and providers for children birth to age 5, should focus on following re-occurring themes:

1. **Ensuring quality child care is available** via two methods:
  - a. **Child Care Subsidy** to ensure affordability for families and reducing wait list
  - b. Direct **financial support to child care providers**, including for obtaining the necessary college education
2. **Provide family support as well as possible targeted health services:**
  - a. **Parent education** about child development, the physical and mental health needs of their young children. There is concern within the community, which includes public school respondents, & from health providers that parents are not adequately engaging in stimulating activities with their children, which may include pre-literacy activities.
  - b. **Mental health services for children**
  - c. In addition, within the Health Provider group was concern about the lack of **Pediatric Dental Care**.

There was additional feedback about issues facing school age children, but these may be harder to support with Smart Start Funding. Specifically, there was significant interest in **after-school programming**, which may take various forms from a **recreation center** to **mentoring programs**, as well as **tutoring** and/or **literacy programs**.

Concerns about poverty, unemployment and issues facing the community as a whole prove difficult to address, but perhaps a workgroup may be convened to review these results in detail and determine if there might be a more specific way to provide relief to families.

## VIII. Appendices

### A. Families Survey

### B. Health Survey

### C. Child Care Survey

### D. Community Survey



## 2010 Caswell County Community Needs Assessment - Families

The purpose of this survey is to learn more about a variety of issues regarding children in Caswell County. The Caswell County Partnership for Children will use the results of this survey to help develop a plan & determine uses of funding for addressing major early childhood needs in Caswell County. All the information you give us is completely anonymous & confidential & will not be linked to you.

<i>Please tell us <u>YOUR opinion</u> - rate each of the following statements for CASWELL County.</i>	Strongly		Strongly	
	Disagree	Disagree	Agree	Agree
1. In Caswell County, enough high quality child care is available.	1	2	3	4
2. High quality child care is affordable for lower income families.	1	2	3	4
3. Child care subsidies ensure high quality child care is accessible.	1	2	3	4
4. Children have well child visits with a regular doctor. (rather than ER or Urgent care)	1	2	3	4
5. Children have affordable health insurance or Medicaid, Health Choice/Health Check.	1	2	3	4
<i>Comments:</i>				



<i>Please tell us <u>YOUR opinion</u> - rate each of the following statements for CASWELL County.</i>	Strongly		Strongly	
	Disagree	Disagree	Agree	Agree
1. Parents/caregivers need access to information about child development, the physical and mental health needs of their young children.	1	2	3	4
2. Services for children with developmental delays are readily available in Caswell County. (Such as physical, speech, and occupational therapies.)	1	2	3	4
3. Pediatricians play the primary role in helping families identify children who are at-risk of or have developmental delays & referring them to services.	1	2	3	4
4. Child care providers play the primary role in helping families identify children who are at-risk of or have developmental delays & referring them to services.	1	2	3	4
5. Children are safe from injuries in their homes and/or communities.	1	2	3	4
6. Children are not hungry and have healthy, well-balanced diets.	1	2	3	4
7. There is enough assistance available to Caswell County families to meet their children's emotional or physical needs	1	2	3	4
8. Parents engage their children in stimulating activities, such as reading, regularly.	1	2	3	4
<i>Comments:</i>				

Please rate each of the following from **1=not important** up to **5=essential** in determining the Quality of child care:



Use of developmentally appropriate practices		Level of Star rating (State licensed)	
College educated child care providers		Small group sizes	
Regular parent/family involvement/participation		Years of child care experience (same site)	
Provider understanding of social/emotional needs		Other:	

<i>Please tell us <u>YOUR opinion</u> - rate each of the following statements.</i>	Strongly		Strongly	
	Disagree	Disagree	Agree	Agree
1. I am aware of the services available through the Caswell County Partnership for Children.	1	2	3	4
2. The programs offered by the Partnership are well aligned to meet our community's needs.	1	2	3	4
<i>Comments:</i>				

- As a parent/caregiver of a young child, what are your greatest challenges? (*select all that apply*)
  - Accessing health care services because:
    - Couldn't afford it;  Couldn't find it;  a wait list;  Other (*please specify*): \_\_\_\_\_
  - Accessing child care because:
    - Couldn't afford it;  Couldn't find it;  a wait list;  Other (*please specify*): \_\_\_\_\_
  - Meeting your basic needs:  rent/mortgage,  utilities (power, water, phone)  food,  toys,  clothing
  - Enough time to read to my child(ren)  Time for yourself
  - Understanding child development/ parenting skills  Transportation services
  - Social support, emotional support (*someone to talk to*)  Finding out about available resources, programs
  - Other (*please specify*): \_\_\_\_\_
- My child participates in the following (*check all that apply and enter where*) **If not, please indicate why?**
  - Art, \_\_\_\_\_ No?  cost  transportation  not offered at good time  other \_\_\_\_\_
  - Dance, \_\_\_\_\_ No?  cost  transportation  not offered at good time  other \_\_\_\_\_
  - Music, \_\_\_\_\_ No?  cost  transportation  not offered at good time  other \_\_\_\_\_
- What other types of services and supports do you think are needed in the community?
 

\_\_\_\_\_

\_\_\_\_\_



The following list of issues can impact the overall quality of life for children in Caswell County; if you do not see a problem you consider important, please add it by 'other'. This is *your opinion* & will not be linked to you in any way.

- Please check a box below if you, a family member or someone you know has experienced any of the following.
- Next, rate all issues on a scale of 1 to 4 where **1= Major Issue in Caswell** up to **4= Not important in Caswell**

<input type="checkbox"/> _____	Affordability of quality child care	<input type="checkbox"/> _____	Homeless, inadequate or unaffordable housing
<input type="checkbox"/> _____	Affordability of health services	<input type="checkbox"/> _____	Lack of health care providers
<input type="checkbox"/> _____	Affordability of healthy food choices	<input type="checkbox"/> _____	Lack of playgrounds, parks, community centers
<input type="checkbox"/> _____	Availability of quality child care	<input type="checkbox"/> _____	Lack of transportation options
<input type="checkbox"/> _____	Availability of enriching family activities	<input type="checkbox"/> _____	Lack of/inadequate health insurance
<input type="checkbox"/> _____	Availability of healthy family activities	<input type="checkbox"/> _____	Low literacy, trouble reading and writing
<input type="checkbox"/> _____	Availability of healthy food choices	<input type="checkbox"/> _____	Unemployment, low income or living in poverty
<input type="checkbox"/> _____	Child neglect or abuse	<input type="checkbox"/> _____	Other: _____
<input type="checkbox"/> _____	Dropping out of high school	<input type="checkbox"/> _____	Other: _____




### Demographic Questions

This is a set of general questions about you, which will only be reported as a summary of all answers given by survey participants. Your answers are kept anonymous & confidential.

- What is your zip code? (*first 5 digits.*) \_\_\_\_\_
- What age children are in your home? \_\_\_\_\_
- What type of child care arrangement do you use?  None  Family/ Friend  Center/Head Start  Family Child Care Home
- Do you have access to the Internet?  Yes  No
- Do you use email?  Yes  No
- Which category does your age fall into?  15 – 19  20 – 24  25 – 34  35 – 44  45 – 54  55 – 64  65 or older
- What is the highest level of school, college or vocational training that you have finished?
  - HS diploma or GED  Associate's Degree  Graduate Degree
  - Some college (no degree)  Bachelor's Degree  Other: \_\_\_\_\_
- What was your total household income last year, before taxes?
  - Less than \$14,999  \$15,000 to \$24,999  \$25,000 to \$34,999
  - \$35,000 to \$49,999  \$50,000 to \$74,999  Over \$75,000
- How many people does this income support? \_\_\_\_\_





## 2010 Caswell County Community Needs Assessment - Health

The purpose of this survey is to learn more about a variety of issues regarding children in Caswell County. The Caswell County Partnership for Children will use the results of this survey to help develop a plan & determine uses of funding for addressing major early childhood needs in Caswell County. All the information you give us is completely confidential & will not be linked to you.

<i>Please tell us <u>YOUR opinion</u> - rate each of the following statements for CASWELL County.</i>	Strongly Disagree		Strongly Agree	
	1	2	3	4
1. In Caswell County, there is adequate pediatric medical care available.	1	2	3	4
2. In Caswell County, there is adequate prenatal care available.	1	2	3	4
3. In Caswell County, there is adequate pediatric dental care available.	1	2	3	4
4. Children have well child visits with a regular doctor. (rather than ER or Urgent care)	1	2	3	4
5. Children have affordable health insurance or Medicaid, Health Choice/Check.	1	2	3	4
6. Health providers in Caswell County are trained adequately to identify children with developmental delays or at-risk for delays.	1	2	3	4
7. Health providers in Caswell County are trained adequately to ensure children with developmental delays or at-risk for delays receive early intervention services.	1	2	3	4
<i>Comments:</i>				

<i>Please tell us <u>YOUR opinion</u> - rate each of the following statements for CASWELL County.</i>	Strongly Disagree		Strongly Agree	
	1	2	3	4
1. Parents/caregivers need access to information about child development, the physical and mental health needs of their young children.	1	2	3	4
2. Services for children with developmental delays are readily available in Caswell County. (Such as physical, speech, and occupational therapies.)	1	2	3	4
3. Pediatricians play the primary role in helping families identify children who are at-risk of or have developmental delays & referring them to services.	1	2	3	4
4. Child care providers play the primary role in helping families identify children who are at-risk of or have developmental delays & referring them to services.	1	2	3	4
5. Children are safe from injuries in their homes and/or communities.	1	2	3	4
6. Children are not hungry and have healthy, well-balanced diets.	1	2	3	4
7. There is enough assistance available to Caswell County families to meet their children's emotional or physical needs	1	2	3	4
8. Parents engage their children in stimulating activities, such as reading, regularly.	1	2	3	4
9. In Caswell County, enough high quality child care is available.	1	2	3	4
10. High quality child care is affordable for lower income families.	1	2	3	4
11. Child care subsidies ensure high quality child care is accessible.	1	2	3	4
<i>Comments:</i>				


Please rate each of the following from **1=not important** up to **5=essential** in determining the Quality of child care:

Use of developmentally appropriate practices		Level of Star rating (State licensed)	
College educated child care providers		Small group sizes	
Regular parent/family involvement/participation		Years of child care experience (same site)	
Child care provider understanding of social/emotional needs		Other:	

Please tell us <u>YOUR opinion</u> - rate each of the following statements.	Strongly Disagree		Strongly Agree	
	1	2	3	4
1. I am aware of the services available through the Caswell County Partnership for Children.	1	2	3	4
2. The programs offered by the Partnership are well aligned to meet our community's needs.	1	2	3	4
Comments:				

What other types of services and supports do you think are needed in the community?

What do you see as the greatest challenge in terms of health?



The following list of issues can impact the overall quality of life for children in Caswell County; if you do not see a problem you consider important, please add it by 'other'. This is *your opinion* & will not be linked to you in any way.

3) Please check a box below if you, a family member or someone you know has experienced any of the following.

4) Next, rate all issues on a scale of 1 to 4 where **1= Major Issue in Caswell** up to **4= Not important in Caswell**

<input type="checkbox"/> ___	Affordability of quality child care	<input type="checkbox"/> ___	Homeless, inadequate or unaffordable housing
<input type="checkbox"/> ___	Affordability of health services	<input type="checkbox"/> ___	Lack of health care providers
<input type="checkbox"/> ___	Affordability of healthy food choices	<input type="checkbox"/> ___	Lack of playgrounds, parks, community centers
<input type="checkbox"/> ___	Availability of quality child care	<input type="checkbox"/> ___	Lack of transportation options
<input type="checkbox"/> ___	Availability of enriching family activities	<input type="checkbox"/> ___	Lack of/inadequate health insurance
<input type="checkbox"/> ___	Availability of healthy family activities	<input type="checkbox"/> ___	Low literacy, trouble reading and writing
<input type="checkbox"/> ___	Availability of healthy food choices	<input type="checkbox"/> ___	Unemployment, low income or living in poverty
<input type="checkbox"/> ___	Child neglect or abuse	<input type="checkbox"/> ___	Other:
<input type="checkbox"/> ___	Dropping out of high school	<input type="checkbox"/> ___	Other:

### Demographic Questions

The next set of questions are general questions about you, which will only be reported as a summary of all answers given by survey participants. Your answers are kept anonymous & confidential.

- What zip code do you work in? (first 5 digits) \_\_\_\_\_
- Do you have access to the Internet?  Yes  No
- Do you use email?  Yes  No
- In my job, I provide services to people of the following groups:  pregnant women  birth – 5 years  6-12 years  
 13-18 years  parents/caregivers  other \_\_\_\_\_
- My work is part of:  a private practice  a non-profit  the government  other: \_\_\_\_\_
- What is the highest level of school, college or vocational training that you have finished?  
 HS diploma or GED  Associate's Degree  Graduate Degree  
 Some college (no degree)  Bachelor's Degree  Other: \_\_\_\_\_
- What was your total household income last year, before taxes?  
 Less than \$14,999  \$15,000 to \$24,999  \$25,000 to \$34,999  
 \$35,000 to \$49,999  \$50,000 to \$74,999  Over \$75,000
- How many people does this income support? \_\_\_\_\_







## 2010 Caswell County Community Needs Assessment - Child Care

The purpose of this survey is to learn more about a variety of issues regarding children ages 0 to 5 in Caswell County. The Caswell County Partnership for Children will use the results of this survey to help develop a plan and determine uses of funding for addressing major early childhood needs in Caswell County. All the information you give us is completely confidential and will not be linked to you.

<i>Please tell us <u>YOUR opinion</u> - rate each of the following statements for CASWELL County.</i>	Strongly Disagree		Strongly Agree	
	1	2	3	4
1. In Caswell County, enough high quality child care is available.	1	2	3	4
2. In order to provide high quality care, child care providers need some college education in the field of early care & education.	1	2	3	4
3. Child care providers are paid based on their years of experience as well as their formal college education.	1	2	3	4
4. In Caswell, child care providers are recognized as professionals.	1	2	3	4
5. Child care providers need their child care center to provide paid sick leave & health insurance.	1	2	3	4
6. Cost is a significant barrier to providing high quality child care.	1	2	3	4
7. Child care providers help ensure children and families have regular medical care with well-child visits and health insurance.	1	2	3	4
8. Child care subsidies ensure high quality child care is accessible.	1	2	3	4
9. Cost is a significant barrier to providers accessing college courses.	1	2	3	4
10. Trainings (including CEUs) are accessible & meet providers' needs.	1	2	3	4
<i>Comments:</i>				
1. Parents/caregivers need access to information about child development, the physical and mental health needs of their young children.	1	2	3	4
2. Services for children with developmental delays are readily available in Caswell County. (Such as physical, speech, and occupational therapies.)	1	2	3	4
3. Pediatricians play the primary role in helping families identify children who are at-risk of or have developmental delays & referring them to services.	1	2	3	4
4. Child care providers play the primary role in helping families identify children who are at-risk of or have developmental delays & referring them to services.	1	2	3	4
5. Children are safe from injuries in their homes and/or communities.	1	2	3	4
6. Children are not hungry and have healthy, well-balanced diets.	1	2	3	4
7. Children have well child visits with a regular doctor. ( <i>rather than ER or Urgent care</i> )	1	2	3	4
8. Children have affordable health insurance or Medicaid, Health Choice/Check.	1	2	3	4
9. There is enough assistance available to Caswell County families to meet their children's emotional or physical needs	1	2	3	4
10. Parents engage their children in stimulating activities, such as reading, regularly.	1	2	3	4
<i>Comments:</i>				
1. I am aware of the services available through the Caswell County Partnership for Children.	1	2	3	4
2. The programs offered by the Partnership are well aligned to meet our community's needs.	1	2	3	4
<i>Comments:</i>				

Please rate each of the following from **1=not important** up to **5=essential** in determining the Quality of child care:

Use of developmentally appropriate practices		Level of Star rating (State licensed)	
College educated child care providers		Small group sizes	
Regular parent/family involvement/participation		Years of child care experience (same site)	

Child care provider understanding of social/emotional needs	Other:	
---	--------	--

We hope to learn more about child care in Caswell County. The following will only be reported as a summary of all answers given by survey participants. Your answers are kept anonymous & confidential.

4. **What is the star rating of your child care site?**     1     2     3     4     5     GS-110     Temp
5. **Which best describes the site?**     Child Care Center     Family Child Care Home
  - a. **If a center, is health insurance offered?**     Yes     No
  - b. **Paid sick leave?**     Yes     No
  - c. **Supports time off for trainings (CEUs)?**     Yes     No
  - d. **Supports time off for college courses?**     Yes     No
6. **This past year, I took:**    \_\_\_\_\_ **Hours of training (CEU)**    \_\_\_\_\_ **Early Care & Education related college credits**
7. **How many years have you been at this child care site?**     0-1     2     3     4-5     6-10     11-15     16+
8. **What keeps you from enrolling in college courses or makes it hard to enroll?** *(please check all that apply)*
  - cost     finding classes     a wait list/not enough spaces     my site doesn't participate in TEACH® Scholarships
  - transportation     lack of computer for assignments/online courses     trouble with reading /writing assignments
  - not enough time     Other *(please specify):* \_\_\_\_\_



9. **What type of support or activities could the Partnership provide to help your child care center or home increase or maintain your star rating OR provide to the community in general?**
- 
- 

The following list of issues can impact the overall quality of life for children in Caswell County; if you do not see a problem you consider important, please add it next to other. This is *your opinion* & will not be linked to you in any way.

- 5) Please check a box below if you, a family member or someone you know has experienced any of the following.
- 6) Next, rate all issues on a scale of 1 to 4 where **1= Major Issue in Caswell** up to **4= Not important in Caswell**

<input type="checkbox"/> _____	Affordability of child care	<input type="checkbox"/> _____	Homeless, inadequate or unaffordable housing
<input type="checkbox"/> _____	Affordability of health services	<input type="checkbox"/> _____	Lack of health care providers
<input type="checkbox"/> _____	Affordability of healthy food choices	<input type="checkbox"/> _____	Lack of playgrounds, parks, community centers
<input type="checkbox"/> _____	Availability of child care	<input type="checkbox"/> _____	Lack of transportation options
<input type="checkbox"/> _____	Availability of enriching family activities	<input type="checkbox"/> _____	Lack of/inadequate health insurance
<input type="checkbox"/> _____	Availability of healthy family activities	<input type="checkbox"/> _____	Low literacy, trouble reading and writing
<input type="checkbox"/> _____	Availability of healthy food choices	<input type="checkbox"/> _____	Unemployment, low income or living in poverty
<input type="checkbox"/> _____	Child neglect or abuse	<input type="checkbox"/> _____	Other: _____
<input type="checkbox"/> _____	Dropping out of high school	<input type="checkbox"/> _____	Other: _____




### Demographic Questions

The next set of questions are general questions about you, which will only be reported as a summary of all answers given by survey participants. Your answers are kept anonymous & confidential.

1. **What is your zip code?** *(first 5 digits.)* \_\_\_\_\_
2. **Do you have access to the Internet?**     Yes     No                      **Do you use email?**     Yes     No
3. **Which category does your age fall into?**
  - 15 – 19     20 – 24     25 – 34     35 – 44     45 – 54     55 – 64     65 or older
4. **Do you have any children?**     Yes     No                      **If Yes, ages of your own children:** \_\_\_\_\_
5. **What is the highest level of school, college or vocational training that you have finished?**
  - HS diploma or GED                       Associate's Degree                       Graduate degree
  - Some college (no degree)               Bachelor's degree                       Other: \_\_\_\_\_
6. **What was your total household income last year, before taxes?**
  - Less than \$14,999                       \$15,000 to \$24,999                       \$25,000 to \$34,999
  - \$35,000 to \$49,999                       \$50,000 to \$74,999                       Over \$75,000



**7. How many people does this income support? \_\_\_\_\_**



**2010 Caswell County Community Needs Assessment - Community**

The purpose of this survey is to learn more about a variety of issues regarding children in Caswell County. The Caswell County Partnership for Children will use the results of this survey to help develop a plan & determine uses of funding for addressing major early childhood needs in Caswell County. All the information you give us is completely anonymous & confidential & will not be linked to you.

<i>Please tell us <u>YOUR opinion</u> - rate each of the following statements for CASWELL County.</i>	<b>Strongly Disagree</b>	<b>Disagree</b>	<b>Agree</b>	<b>Strongly Agree</b>
1. In Caswell County, enough high quality child care is available.	1	2	3	4
2. High quality child care is affordable for lower income families.	1	2	3	4
3. Child care subsidies ensure high quality child care is accessible.	1	2	3	4
4. Children have well child visits with a regular doctor. (rather than ER or Urgent care)	1	2	3	4
5. Children have affordable health insurance or Medicaid, Health Choice/Check.	1	2	3	4
<i>Comments:</i>				
<i>Please tell us <u>YOUR opinion</u> - rate each of the following statements for CASWELL County.</i>				
<i>Please tell us <u>YOUR opinion</u> - rate each of the following statements for CASWELL County.</i>	<b>Strongly Disagree</b>	<b>Disagree</b>	<b>Agree</b>	<b>Strongly Agree</b>
1. Parents/caregivers need access to information about child development, the physical and mental health needs of their young children.	1	2	3	4
2. Services for children with developmental delays are readily available in Caswell County. (Such as physical, speech, and occupational therapies.)	1	2	3	4
3. Pediatricians play the primary role in helping families identify children who are at-risk of or have developmental delays & referring them to services.	1	2	3	4
4. Child care providers play the primary role in helping families identify children who are at-risk of or have developmental delays & referring them to services.	1	2	3	4
5. Children are safe from injuries in their homes and/or communities.	1	2	3	4
6. Children are not hungry and have healthy, well-balanced diets.	1	2	3	4
7. There is enough assistance available to Caswell County families to meet their children's emotional or physical needs	1	2	3	4
8. Parents engage their children in stimulating activities, such as reading, regularly.	1	2	3	4
<i>Comments:</i>				
<i>Please tell us <u>YOUR opinion</u> - rate each of the following statements for CASWELL County.</i>				
<i>Please tell us <u>YOUR opinion</u> - rate each of the following statements for CASWELL County.</i>	<b>Strongly Disagree</b>	<b>Disagree</b>	<b>Agree</b>	<b>Strongly Agree</b>
1. I am aware of the services available through the Caswell County Partnership for Children.	1	2	3	4
2. The programs offered by the Partnership are well aligned to meet our community's needs.	1	2	3	4
<i>Comments:</i>				

Please rate each of the following from **1=not important** up to **5=essential** in determining the Quality of child care:

Use of developmentally appropriate practices		Level of Star rating (State licensed)	
College educated child care providers		Small group sizes	
Regular parent/family involvement/participation		Years of child care experience (same site)	
Child care provider understanding of		Other:	




social/emotional needs		
------------------------	--	--

What other types of services and supports do you think are needed in the community?

---



---



What is the greatest challenge either for families or building/sustaining an Early Childhood system?

---



---

The following list of issues can impact the overall quality of life for children in Caswell County; if you do not see a problem you consider important, please add it by 'other'. This is *your opinion* & will not be linked to you in any way.

7) Please check a box below if you, a family member or someone you know has experienced any of the following.

8) Next, rate all issues on a scale of 1 to 4 where **1= Major Issue in Caswell** up to **4= Not important in Caswell**

<input type="checkbox"/> ___	Affordability of child care	<input type="checkbox"/> ___	Homeless, inadequate or unaffordable housing
<input type="checkbox"/> ___	Affordability of health services	<input type="checkbox"/> ___	Lack of health care providers
<input type="checkbox"/> ___	Affordability of healthy food choices	<input type="checkbox"/> ___	Lack of playgrounds, parks, community centers
<input type="checkbox"/> ___	Availability of child care	<input type="checkbox"/> ___	Lack of transportation options
<input type="checkbox"/> ___	Availability of enriching family activities	<input type="checkbox"/> ___	Lack of/inadequate health insurance
<input type="checkbox"/> ___	Availability of healthy family activities	<input type="checkbox"/> ___	Low literacy, trouble reading and writing
<input type="checkbox"/> ___	Availability of healthy food choices	<input type="checkbox"/> ___	Unemployment, low income or living in poverty
<input type="checkbox"/> ___	Child neglect or abuse	<input type="checkbox"/> ___	Other:
<input type="checkbox"/> ___	Dropping out of high school	<input type="checkbox"/> ___	Other:



### Demographic Questions

This is a set of general questions about you, which will only be reported as a summary of all answers given by survey participants. Your answers are kept anonymous & confidential.

- 10. What is your zip code? (first 5 digits.) \_\_\_\_\_
- 2. What age children are in your home? \_\_\_\_\_
- 4. What type of child care arrangement do you use?  None  Family/ Friend  Center/Head Start  Family Child Care Home
- 5. Do you have access to the Internet?  Yes  No
- 5. Do you use email?  Yes  No
- 6. In my job, I provide services to people of the following groups:  pregnant women  birth – 5 years  6-12 years  13-18 years  parents/caregivers  other: \_\_\_\_\_
- 7. My work is part of:  private practice/ independent agency  a non-profit  the government  other: \_\_\_\_\_
- 8. Which category does your age fall into?  15 – 19  20 – 24  25 – 34  35 – 44  45 – 54  55 – 64  65 or older
- 9. What is the highest level of school, college or vocational training that you have finished?
  - HS diploma or GED  Associate's Degree  Graduate Degree
  - Some college (no degree)  Bachelor's Degree  Other: \_\_\_\_\_
- 10. What was your total household income last year, before taxes?
  - Less than \$14,999  \$15,000 to \$24,999  \$25,000 to \$34,999
  - \$35,000 to \$49,999  \$50,000 to \$74,999  Over \$75,000
- 11. How many people does this income support? \_\_\_\_\_

